

READ MORE

Mechanism

Key Features


Differentiation

Preclinical Highlights



MEDICILON

Medicilon | ACCENTIA BD Forum @JPM 2026





From its inception in 2004, Medicilon (SHA: 688202) has been committed to providing comprehensive research and development (R&D) services to biopharmaceutical companies, research institutions, and other organizations working in the preclinical space, with the primary objective of supporting and accelerating pharmaceutical, biopharmaceutical and medical device R&D worldwide.



- Chemistry
- Biology
- Early DMPK




- API/Formulation
- CMC Research

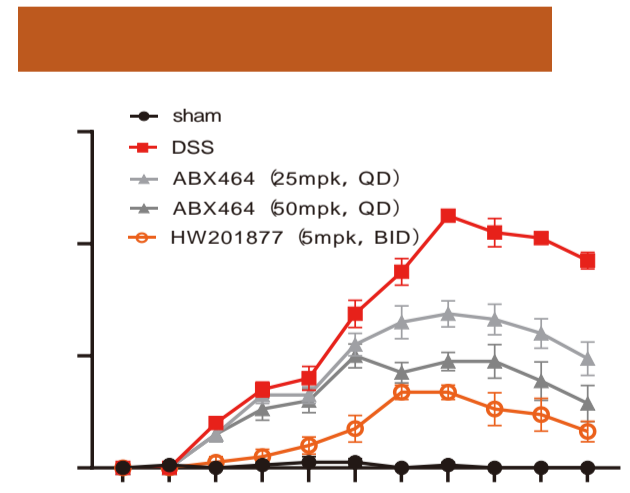
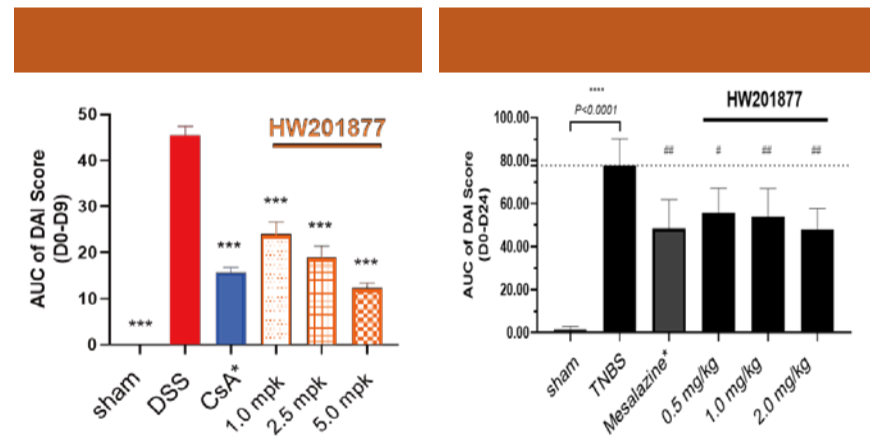


- Pharmacology
- Pharmacodynamics
- Pharmacokinetics
- Drug Safety Evaluation
- Bioanalysis



- FDA
- TGA
- NMPA
- MFDS
- EMA
- PMDA




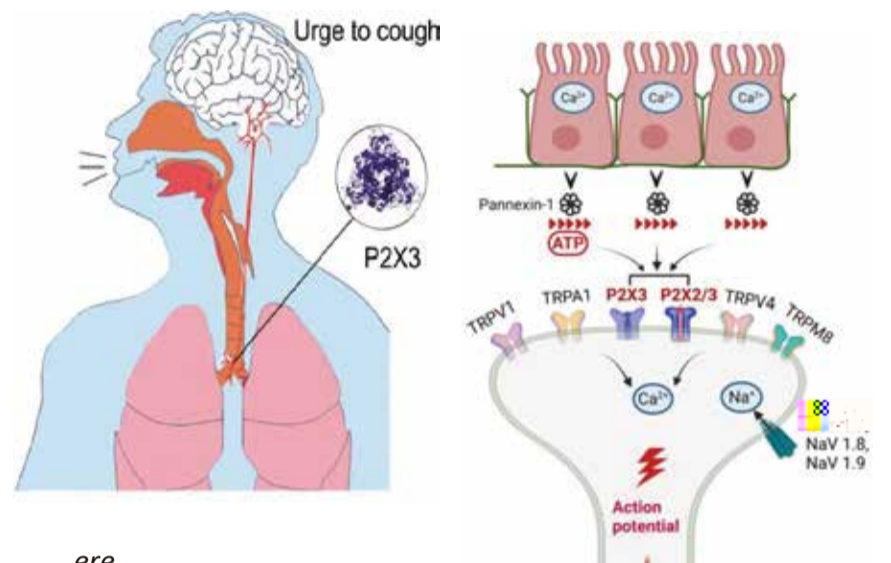


fier r r r



-
-
-

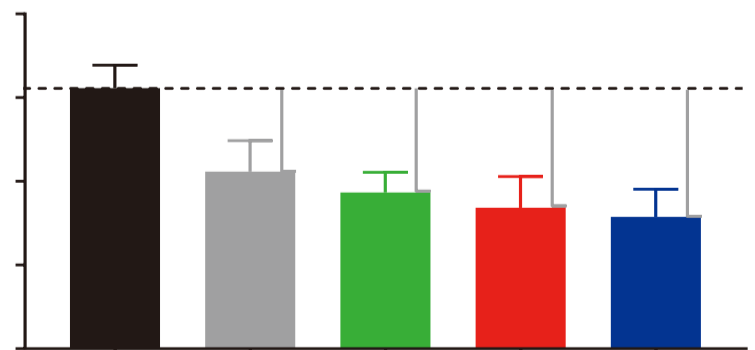
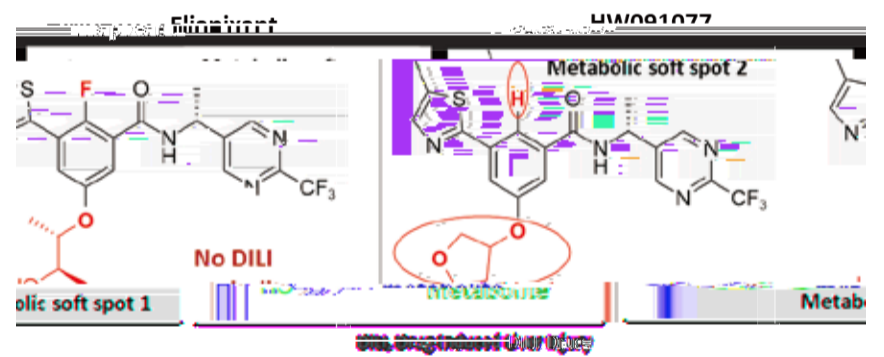


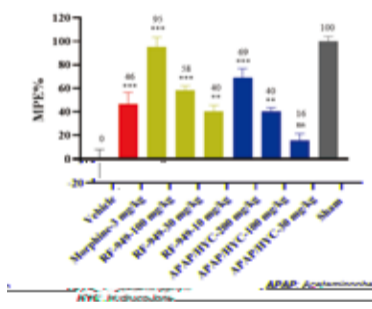


ere


r er
 r

Compound	Gefapixant	Eliapixant	HW0910






- Under the conditions of this experiment:
1. Subcutaneous injection of RFUS-949 at 10, 30, and 100 mg/kg, 15 minutes in advance, produced dose-dependent analgesic activity, with an ED₅₀ value of 16.3 mg/kg.
 2. Subcutaneous injection of hydrocodone-acetaminophen at 30, 100, and 200 mg/kg, 15 minutes in advance, produced dose-dependent analgesic activity, with an ED₅₀ value of 123.5 mg/kg.
 3. RFUS-949 showed comparable analgesic efficacy to the hydrocodone-acetaminophen combination.



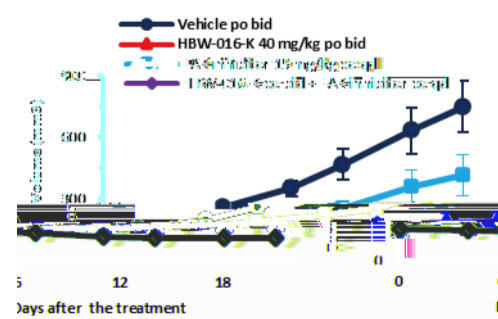
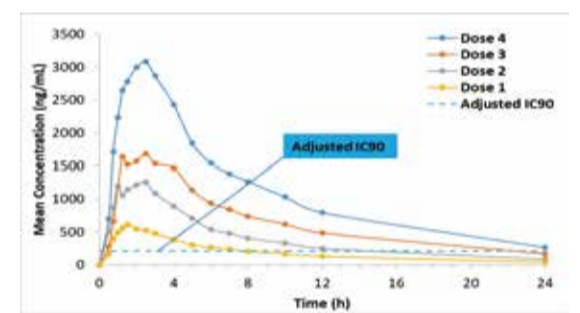
In a post-surgery pain model in mice, RFUS-949 had a dose-dependent inhibitory effect on mechanical allodynia at 10-100 mg/kg, and 2 hours after administration, RFUS-949 showed the maximum possible inhibition rate to mechanical allodynia.

Note: Data were presented as Mean ± SEM, n = 10/group. *p < 0.05, **p < 0.01, ***p < 0.001 vs. Vehicle group, by two way ANOVA followed by Dunnett's Multiple Comparison Test.



In a spinal nerve ligation model in SD rats, RFUS-949 had a dose-dependent inhibitory effect on mechanical allodynia at 3-30 mg/kg, and 2 hours after administration, RFUS-949 showed the maximum possible inhibition rate to mechanical allodynia.

The results of mechanical allodynia test at baseline and 1 hour, 2 hours and 4 hours after administration
Note: Data were presented as Mean ± SEM, n = 10/group. **p < 0.01, ***p < 0.001 vs. Vehicle group, by two way ANOVA followed by Dunnett's Multiple Comparison Test.



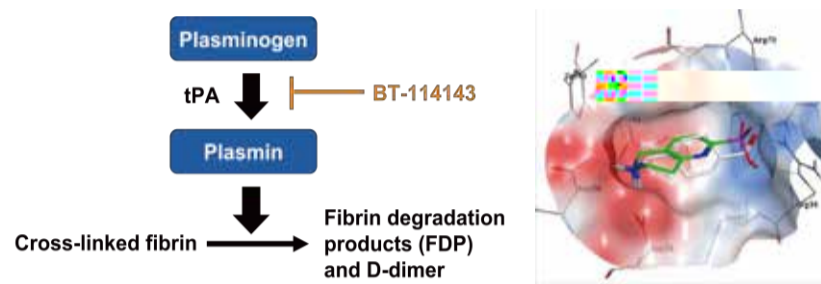


[Blue bar]

-

[Orange bar]

-
-
-
-
- ✓
- ✓



Ex vivo Efficacy of BT-114143 and TXA in Human Whole Blood TEG Analysis (n=6)

Analyte	Mean IC ₅₀ (μM)	Mean IC ₉₀ (μM)
BT-114143	0.56	1.01
TXA	3.39	10.12

-
-
-
-
-

-
-
-
-
-

×

[Orange bar]

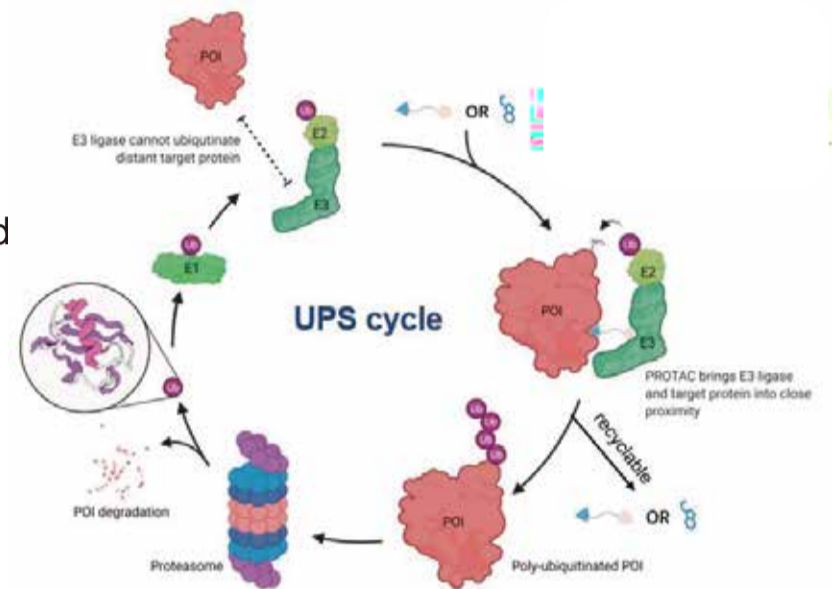
-
-



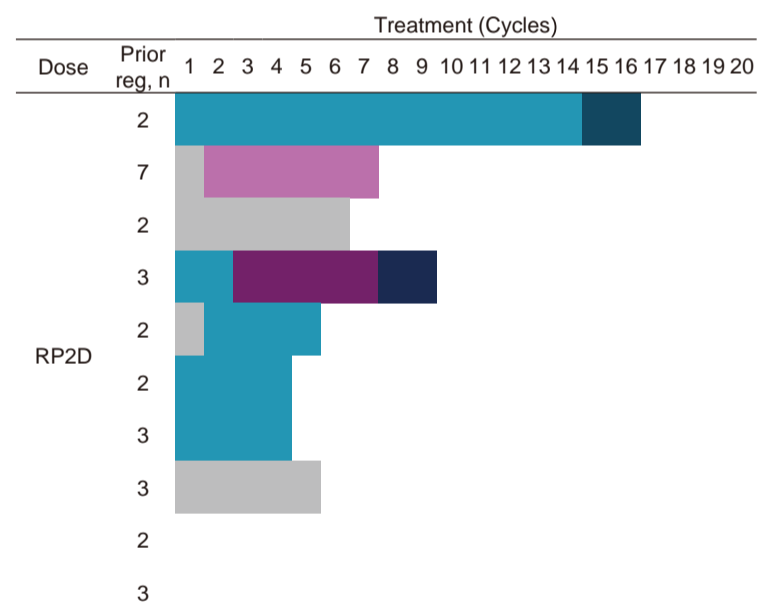
- Gluetacs Therapeutics is a biopharmaceutical company developing oral small-molecule targeted protein degraders.
- Seeking strategic partnerships for the development of its pipeline assets, including licensing, co-development, and/or collaborative opportunities.
- Headquarter: Shanghai, China

• A proprietary library of small-molecule degraders, including

- Molecular glues and bifunctional degraders recruit target proteins to E3 ligases
- Ubiquitination marks the target protein for recognition and selective degradation by the proteasome
- Orally available small-molecule modality
- Expands the druggable space
- Novel scaffold design enables enhanced substrate selectivity and efficacy
- Operates via catalytic "event-driven" pharmacology



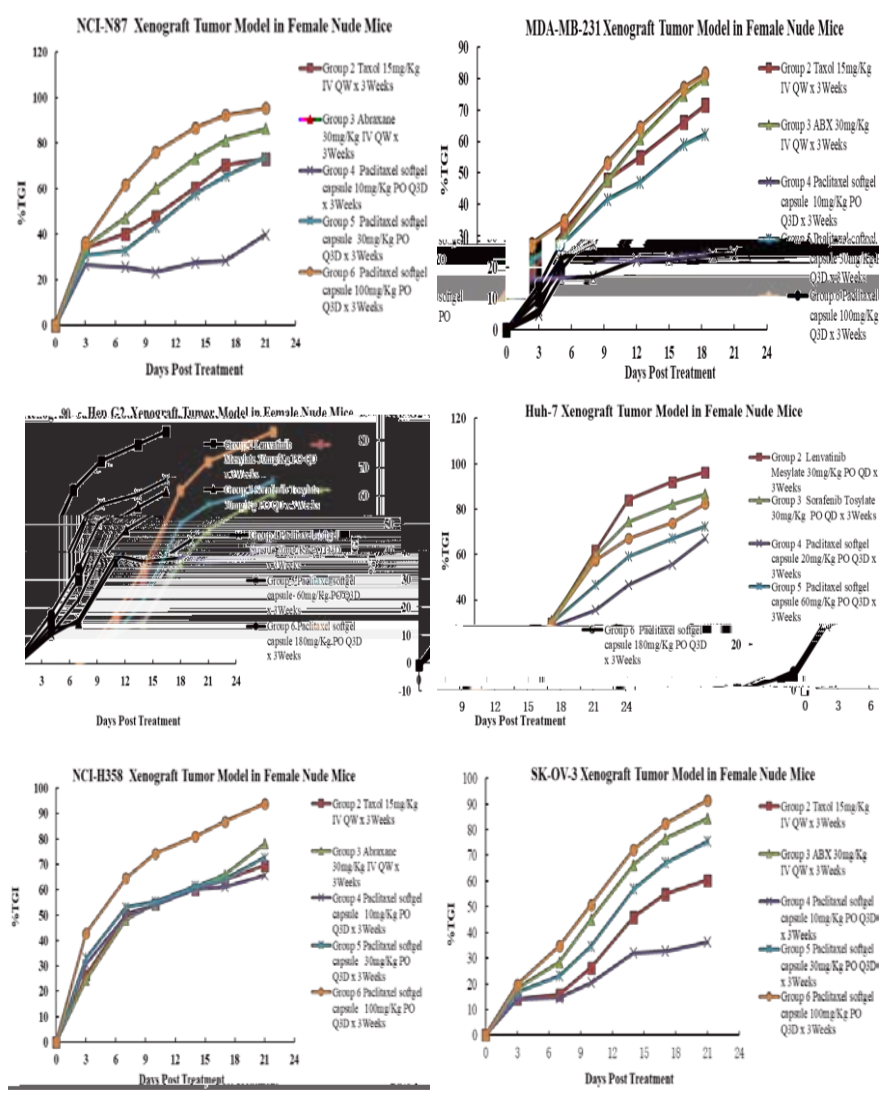
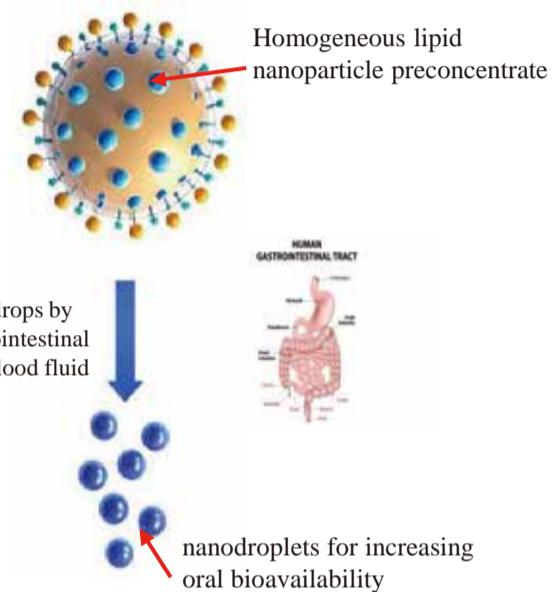
- IKZF3/1 degrader
- Relapsed and Refractory Multiple Myeloma (r/r MM)
- Phase II Clinical Trials
- - ✓ No DLTs were observed at all dose levels (0.5, 1, 2, 3, 4 and 5 mg).
 - ✓ No TEAEs or TRAEs led to GT919 discontinuation, dose reduction or death.
 - ✓ Wide safety dose range and promising safety profile.
- - ✓ ORR of 50% among 10 evaluable triple-refractory patients that received GT919 at RP2D.



- IKZF3/1 degrader
- Relapsed and Refractory



ATTR-
CM
PN





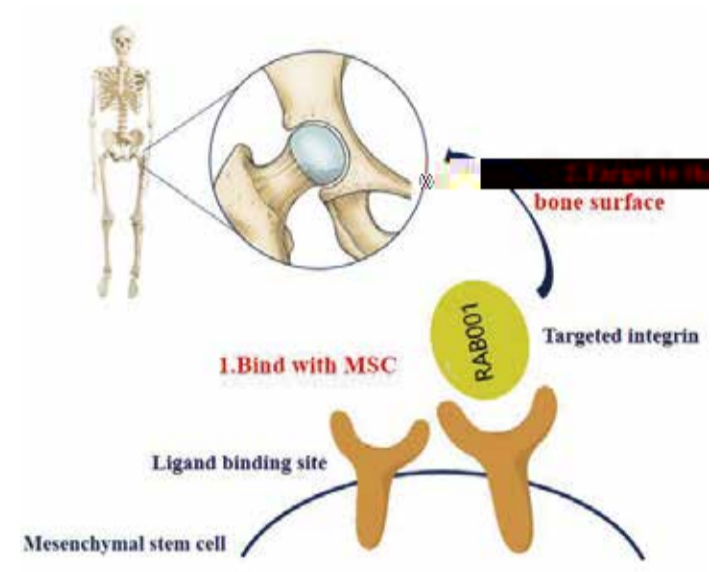
•

•

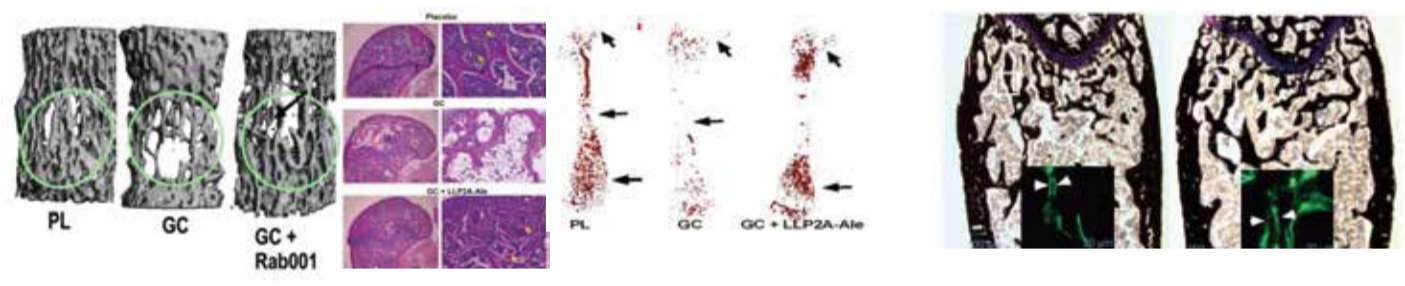
➤

➤

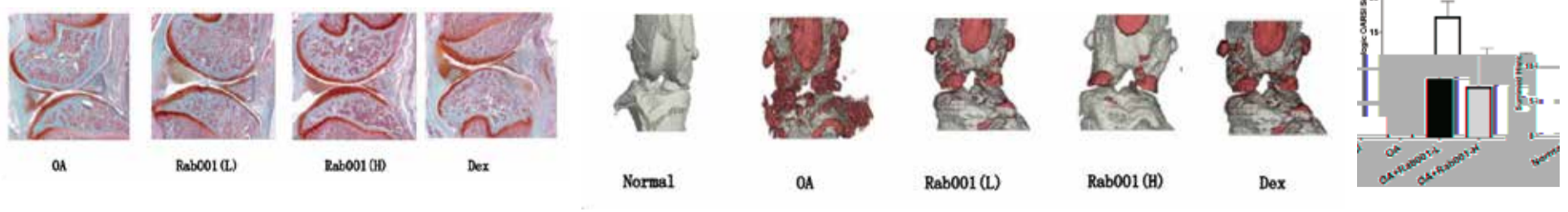
➤



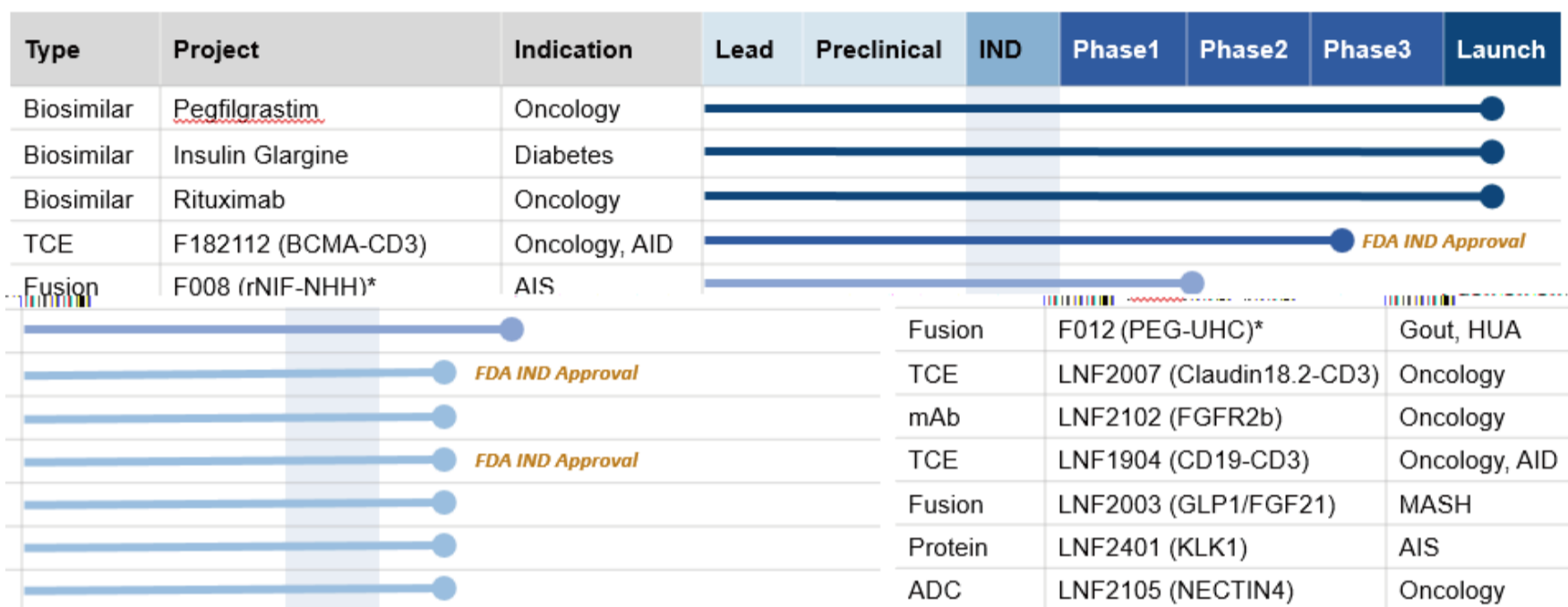
•



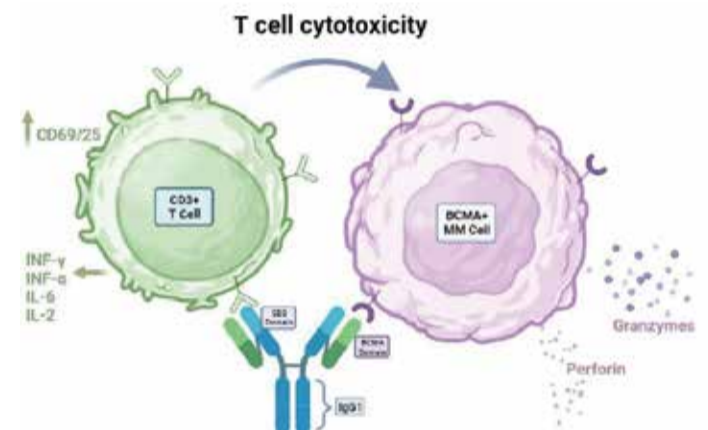
•



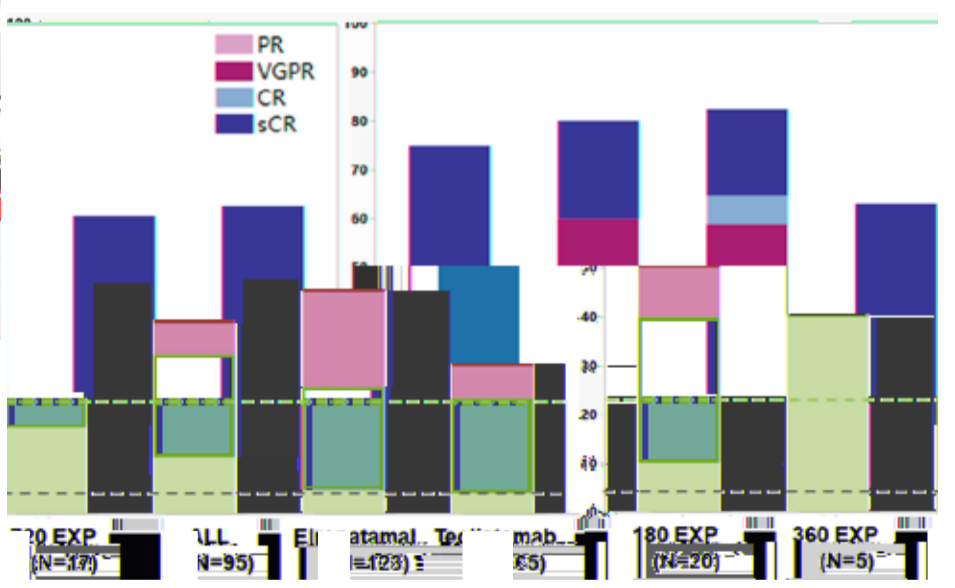




* F008 is Recombinant Neutrophil Inhibitory Factor and Hirulog Hybrid
F012 is PEG-Uricase of Human-Canine




	F182112-001		MajesTEC-1 (Tecvyli)		MagnetisMM-3 (Elranatamab)	
	All grade	≥Grade 3	All grade	≥Grade 3	All grade	≥Grade 3
no. of patients (%)						
Any adverse event (TEAE)	107 (99.70)	100 (92.59)	165 (100)	156 (94.5)	123 (100)	87 (70.7)
Hematologic (≥20%)						
Neutropenia	74 (71.25)	63 (57.94)	127 (76.9)	106 (67.9)	65 (52.8)	18 (22.0)
Anemia	68 (63.55)	26 (24.30)	86 (52.1)	61 (37.0)	60 (48.8)	46 (56.3)
Thrombocytopenia	61 (57.0)	15 (13.7)	76 (45.8)	66 (40.0)	35 (28.4)	7 (8.7)
Leukopenia	71 (66.4)	0	119 (72.1)	1 (0.6)	51 (41.5)	1 (1.2)
Cytokine release syndrome	74 (69.16)	0	119 (72.1)	1 (0.6)	51 (41.5)	1 (1.2)
Neurotoxic event	1 (0.93)	0	2 (1.2)	1 (0.6)	1 (0.8)	1 (1.2)
Infections and infestations	81 (75.7)	46 (42.99)	126 (76.4)	74 (44.8)	74 (60.2)	49 (60.0)
Tumor Lysis Syndrome	1 (0.93)	0	1 (0.6)	0	1 (0.8)	0



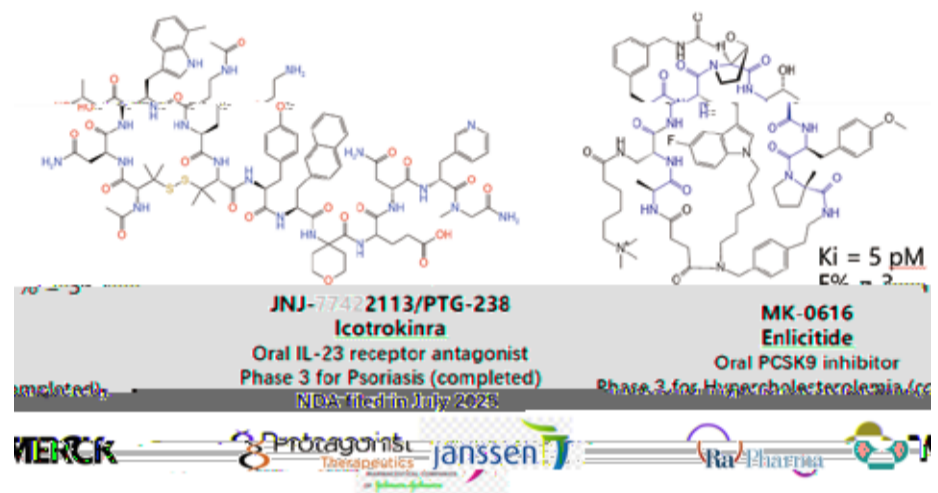


~~~~~

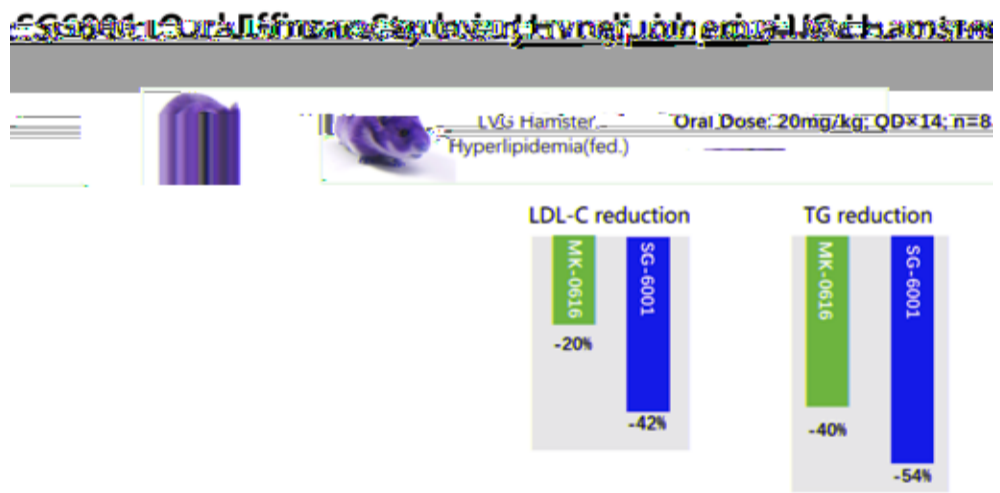


- 
- 
- 

- 
- 
- 

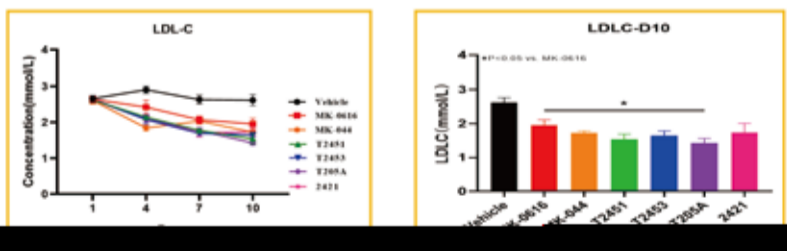


- 
- 
- 
- 
- 
- 
- 

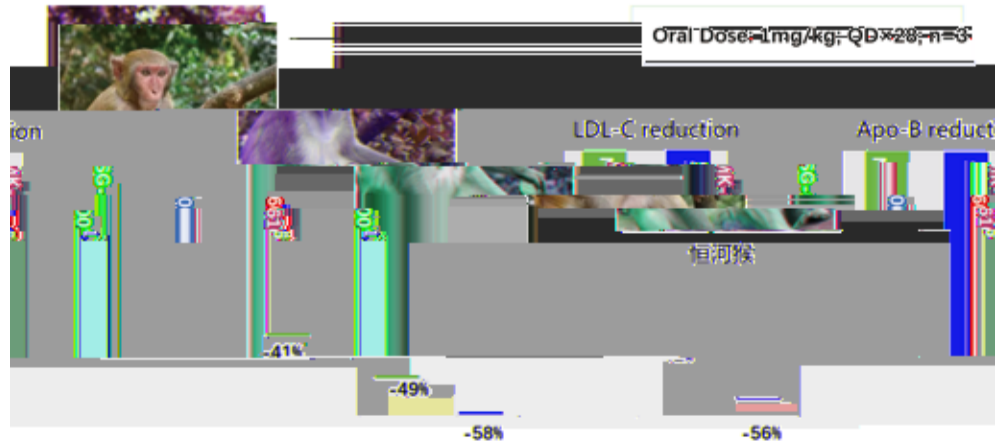


### Efficacy study in mice (intraperitoneal injection)

Dosage: 1mg/kg; 5 mice per group are intraperitoneally injected daily for 10 consecutive days



### SG6001: Oral Efficacy Study in Hyperlipidemia in Rhesus macaque





- 
- 
- 

*Innovation for Health*

- 
- 

- 

- 

- 

- 

- 

- 

- 

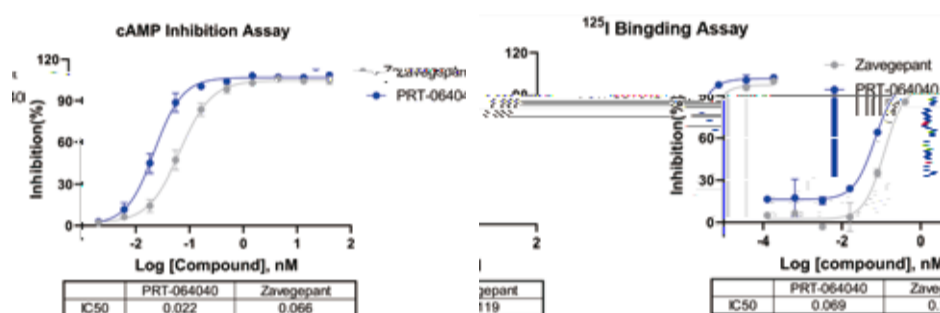
- 
-





# PRT-064040: A nasal spray of novel, potent and selective calcitonin gene-related peptide receptor antagonist for migraine treatment

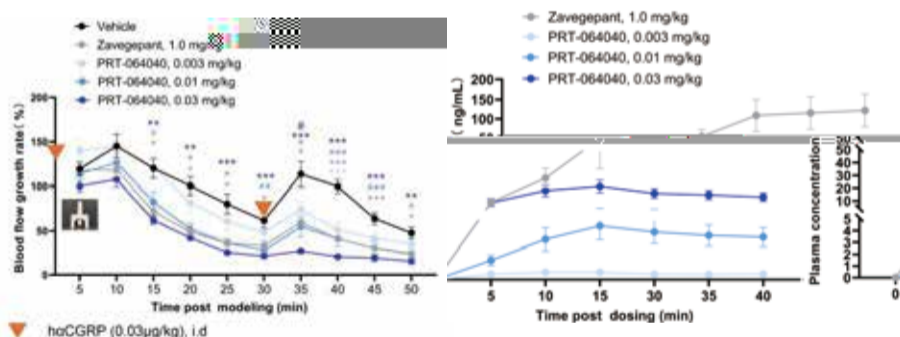
- Migraine is a prevalent neurological disorder, which is characterized by recurrent, moderate to severe unilateral pulsatile headaches.
- Faster pain relief remains an unmet need for migraine patients.
- Calcitonin gene-related peptide (CGRP) and its receptor are clinical approved targets for pain alleviation.
- ZAVZPRET, the first and only CGRP receptor antagonist nasal spray with frequently adverse events- Dysgeusia [21% ZAVZPRET vs 5% placebo]



- PRT-064040 exhibited better inhibitory activity (blocking CGRP-CGRP receptor activation) and higher binding affinity with CGRP receptor than Zavegepant (ZAZPRET).



- The permeability enhancer in PRT-064040 formulation promoted a higher systemic exposure (AUC) and faster absorption (Tmax).



- PRT-064040 displayed more sustainable efficacy than Zavegepant in a Cynomolgus hCGRP-induced dermal blood model, even at lower dose (lower plasma exposure).

| Drug        | Clinic Study        | Dose   | Common Adverse Drug Reaction |                  |
|-------------|---------------------|--------|------------------------------|------------------|
|             |                     |        | Dysgeusia                    | Nasal discomfort |
| PRT-064040* | Health subjects SAD | Dose 1 | 0                            | 0                |
|             |                     | Dose 2 | 0                            | 0                |
|             |                     | Dose 3 | 0                            | 0                |
|             |                     | Dose 4 | 0                            | 0                |
|             |                     | Dose 5 | 0                            | 0                |

- PRT-064040 was well-tolerated and no dysgeusia reported in a completed Phase I study [NCT07016516]. The safety and PK support clinical advancement [CTR20254825]

| Study        | Population       | Dose    | Dysgeusia (%) | Nasal Discomfort (%) |
|--------------|------------------|---------|---------------|----------------------|
| Phase I SAD  | Healthy subjects | 0.03 mg | 0             | 0                    |
|              |                  | 0.1 mg  | 0             | 0                    |
|              |                  | 0.3 mg  | 0             | 0                    |
|              |                  | 1 mg    | 0             | 0                    |
|              |                  | 3 mg    | 0             | 0                    |
| Phase II SAD | Healthy subjects | 10 mg   | 0             | 0                    |
|              |                  | 30 mg   | 0             | 0                    |
|              |                  | 100 mg  | 0             | 0                    |

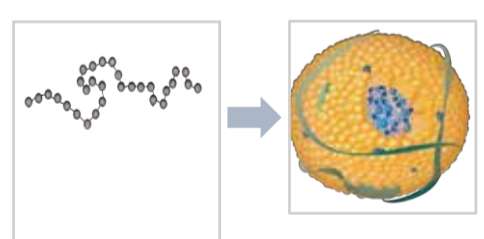
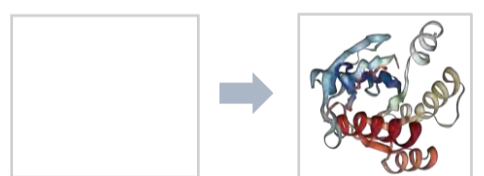
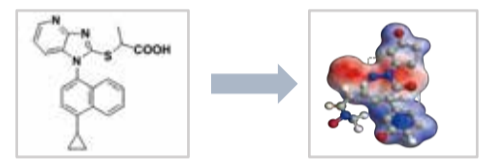





- 
- 
- 



- 
- 
- 



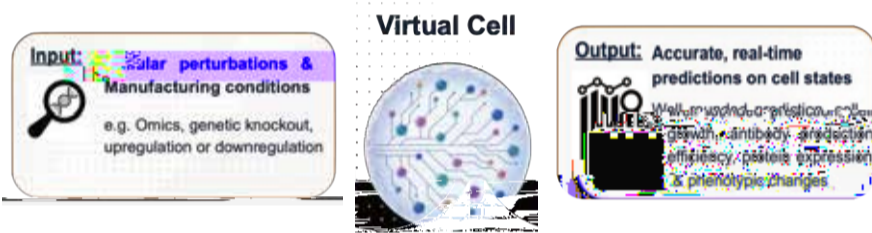


# ChemT

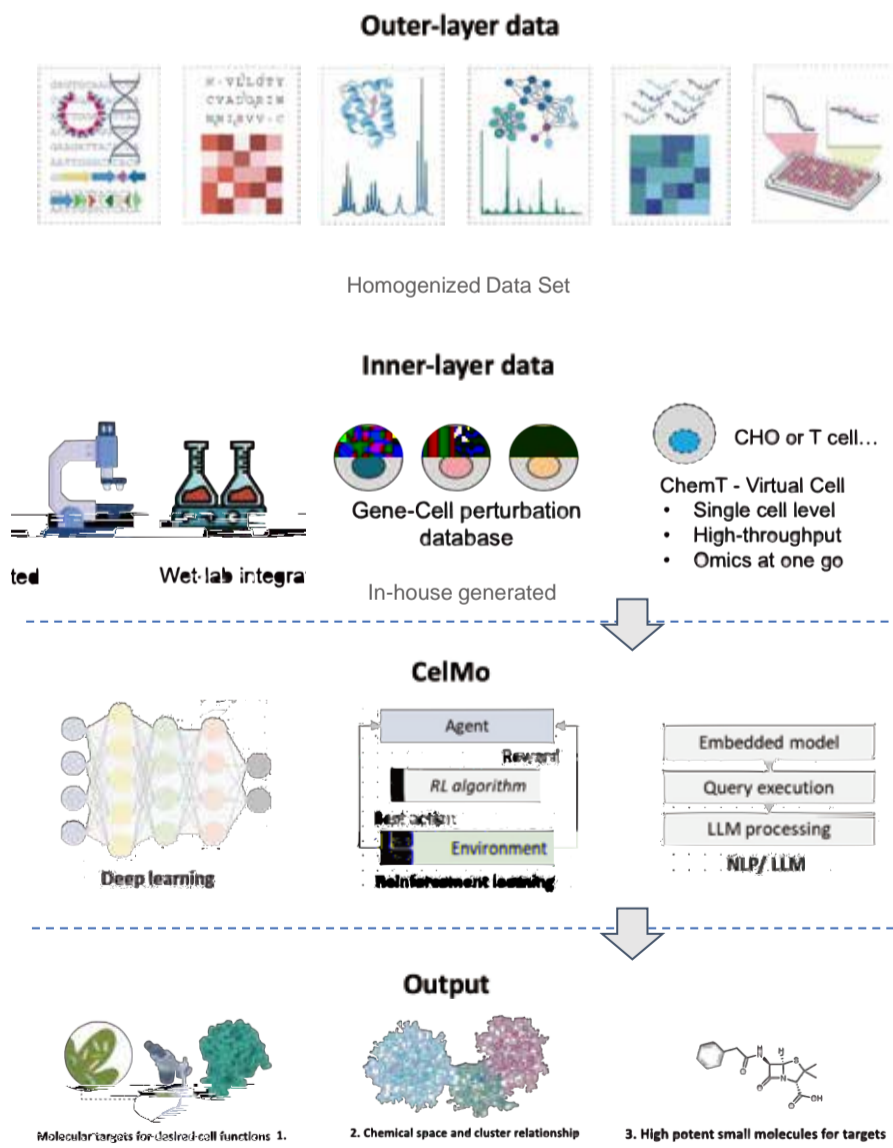


In Biomanufacturing, increasing productivity without triggering stress, metabolic imbalance, or quality drift remains a major challenge. Our AI-driven Virtual Cell platform, addresses this by integrating multi-omics data with large-scale literature mining to identify high-value, druggable, and novel control points in cell biology.

models how cells respond to different nutrients, stresses, and perturbations, revealing levers that improve viable cell density, productivity, and metabolic stability. This enables gene target discovery and molecule design to act on the targets that deliver higher, more consistent, and scalable performance across manufacturing systems — keeping cells in an optimized productive state without changing production by a new cell line, cell line gene editing, or cell adaptation.



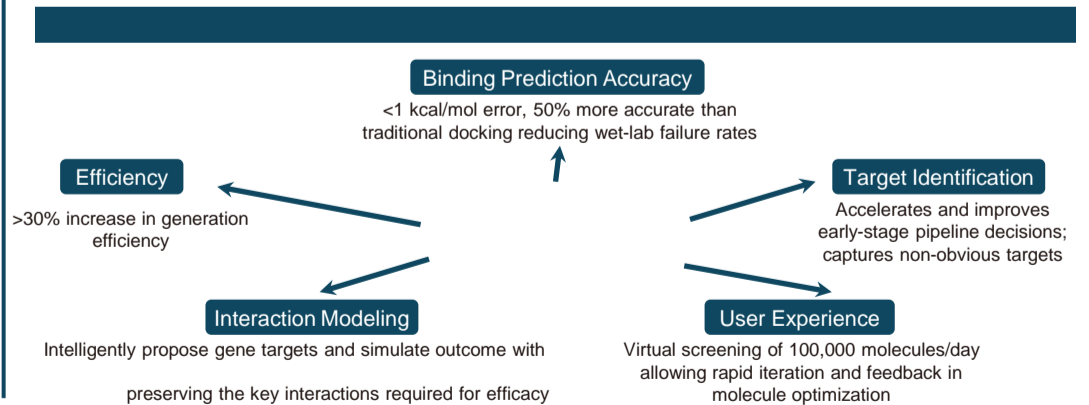
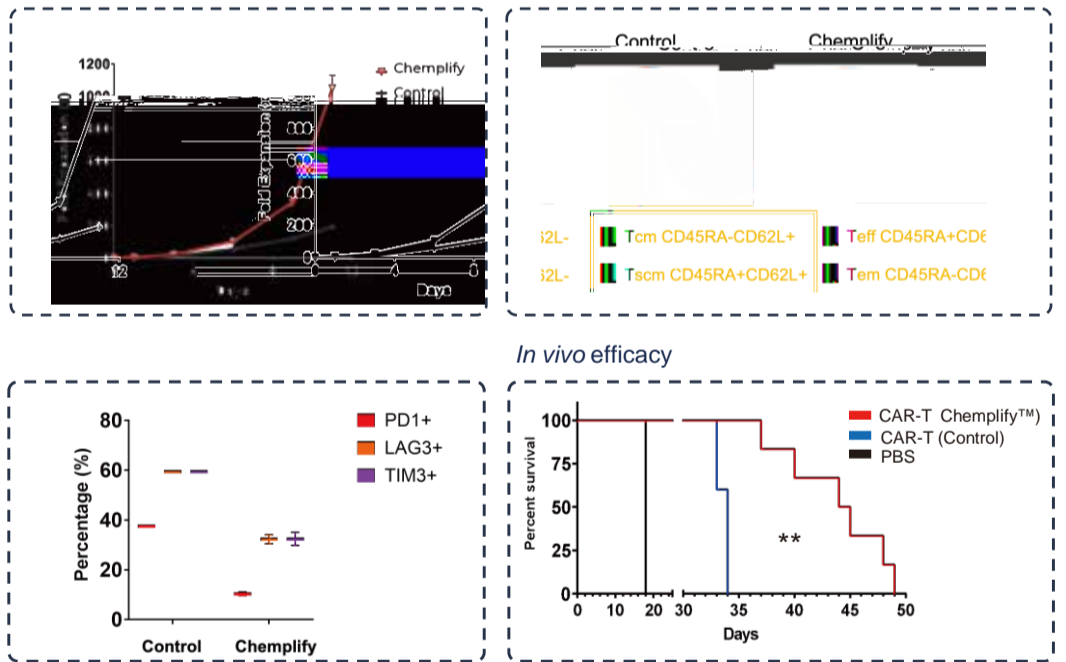
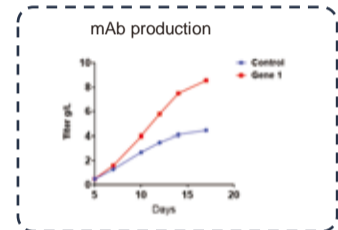
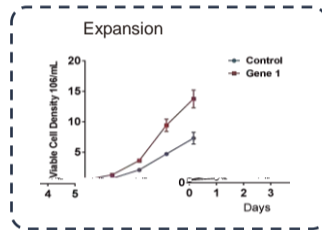
## A Virtual Cell Platform For Target discovery and generation



## Gene targets simulation outcome and prediction summary by CelMo

| Knockout Type | Gene(s) Knocked Out | Predicted Effect              | Likelihood Score | Shortlisted |
|---------------|---------------------|-------------------------------|------------------|-------------|
| Single Gene   | Gene 1              | BCAA, mTORC1, productivity    | 0.72             | Yes         |
| Single Gene   | Gene 2              | BCKA, redox efficiency        | 0.55             | No          |
| Single Gene   | .....               | BCAA import, mTORC1           | 0.43             | No          |
| Double Gene   | Gene 1 + Gene 2     | BCAA retention, productivity  | 0.84             | Yes         |
| Double Gene   | .....               | cytosolic BCAA, mixed effects | 0.68             | No          |

## Wet lab validation on the gene target identified by CelMo (Gene 1 KO)





- 
- 
- 



- 
- 
- 
- 

CD36<sup>93</sup> 110

- 
- 
- 
- 
- 
- 
- 

- 

- 

- 
-



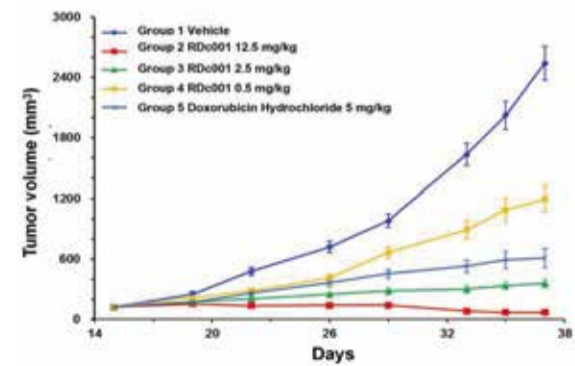
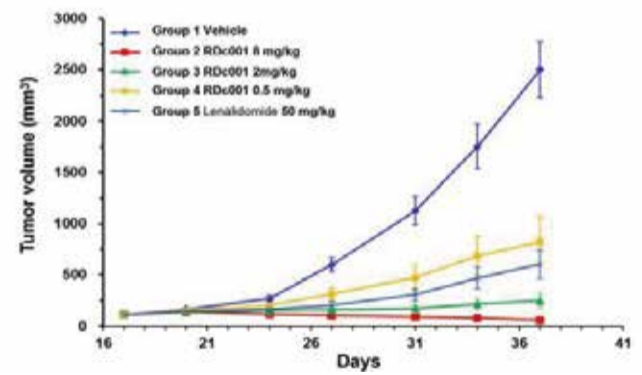
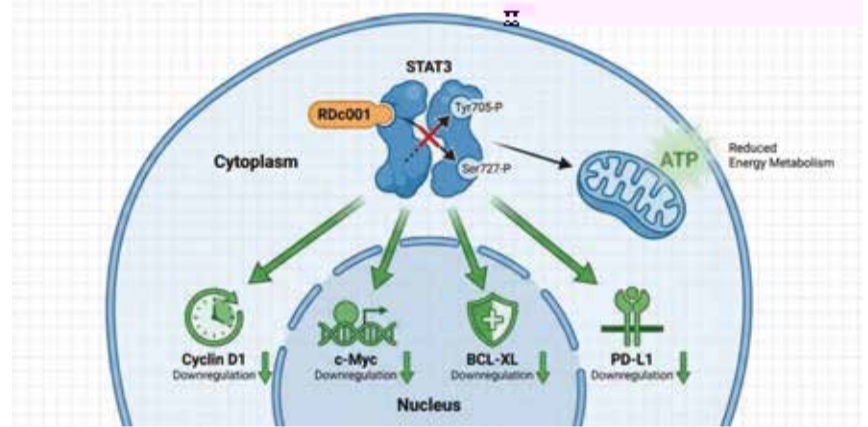


- 
- 
- 

- 


- 
- 

Molecular Mechanism: STAT3 Signaling Pathway & RDc001 Inhibition

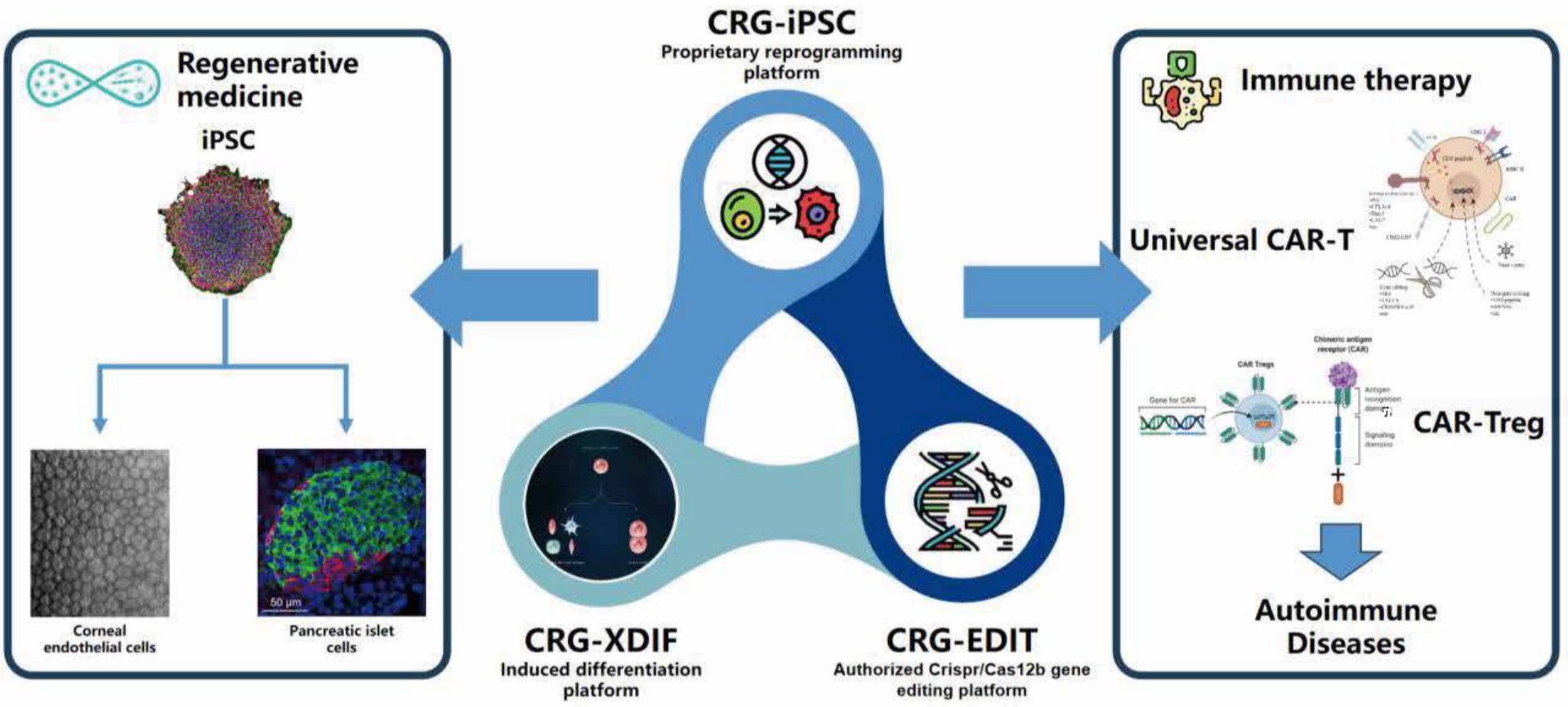





- 
- 
- 



- 
- 
-









---

[www.medicilon.com](http://www.medicilon.com)

[marketing@medicilon.com](mailto:marketing@medicilon.com)

20 Maguire Road, Suite 103, Lexington, MA 02421, USA

585 Chuanda Road, Pudong, Shanghai, 201299, China

